



The New York State Office of Religious and Independent Schools

# PROFESSIONAL DEVELOPMENT RESOURCE CENTER (PDRC)

*The Upstate PDRC - All NYS Regions North of NYC*

## Morning Meeting: A Quick Guide

Visit the Upstate PDRC website for more Quick Guides  
[nysed-soris-upstate-pdrc.org](http://nysed-soris-upstate-pdrc.org)



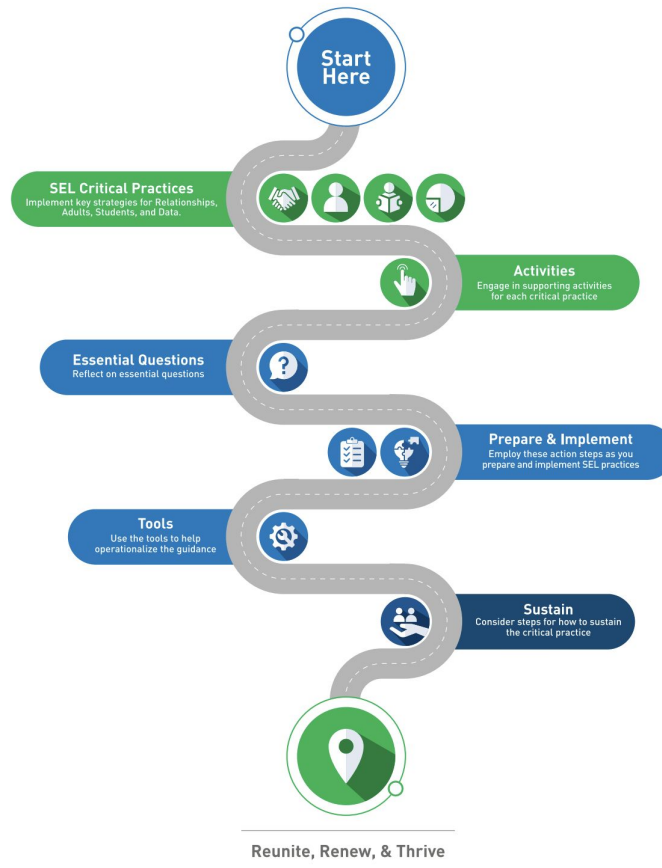
# Goals of this Guide



- Become familiar with Morning Meeting as **one element** of SEL practices
- Review **different models** for Morning Meeting
- Develop ideas and formats for holding **online** Morning Meetings

# A Critical Practice for Reopening

“Create safe, supportive, and equitable learning environments that promote all students’ social and emotional development.”



[Reunite, Renew and Thrive: SEL Roadmap for Reopening School](#)



# Wait... am I already doing Morning Meeting?



Many teachers use circle time, carpet time, morning meetings, class meetings or some form of gathering to regularly **build community, pre-set the day, or set goals/reflect.**

# What is a Morning Meeting?



*Common attributes across all models include:*

- ❖ **A planful, consistent, formatted practice**
- ❖ **A set of engaging activities that stimulate non-cognitive development**
- ❖ **A focus on strengthening social relationships and social awareness**
- ❖ **A pathway for group goal-setting and/or problem-solving**
- ❖ **Variable or even asynchronous scheduling -- not just for mornings!**



# An Incubator for Social & Emotional Learning

casel.org





# Meetings for building social capital

We will review the approaches of Responsive Classroom, Positive Discipline and Sanford Harmony to give you the confidence to develop your own meeting format...or seek more information from these organizations:

<https://www.responsiveclassroom.org/>

<https://www.positivediscipline.com/>

[https://sanfordprograms.org/\\_pdfs/Sanford\\_Harmony\\_Book\\_V.13\\_091515.pdf](https://sanfordprograms.org/_pdfs/Sanford_Harmony_Book_V.13_091515.pdf)



# Responsive Classroom Morning Meeting

1. Greeting

2. Sharing

3. Group Activity


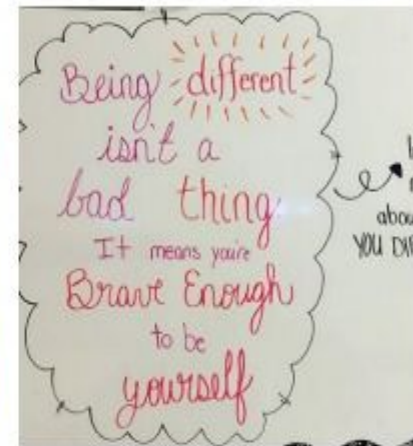
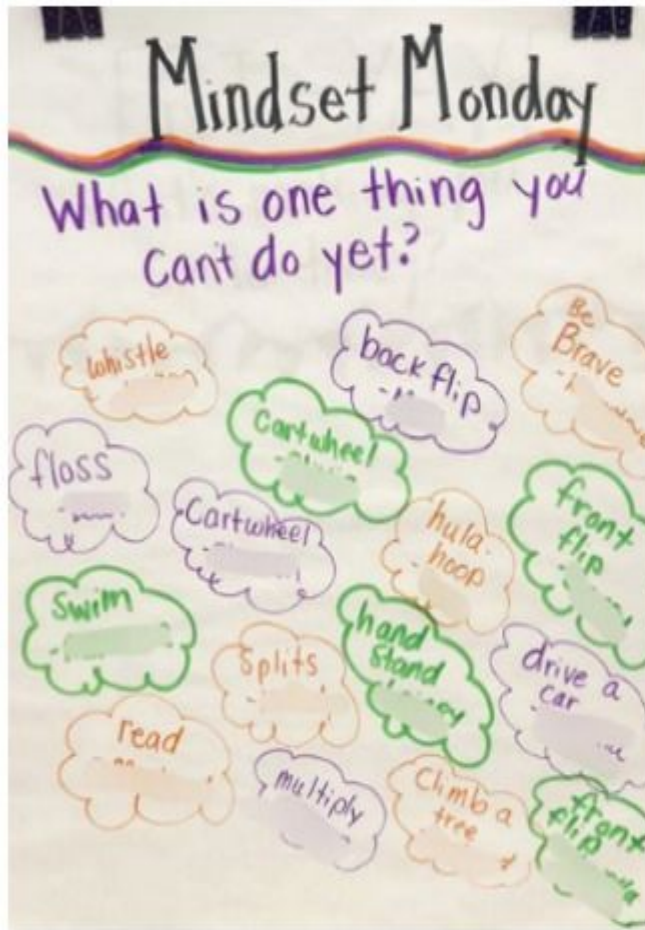
4. Morning  
Message

**See:** <https://www.responsiveclassroom.org/>





# Morning Message



# Positive Discipline Class Meeting

- Listening skills
- Brainstorming skills
- Problem-solving skills
- Mutual respect
- The value of cooling off before solving a problem. (Problems are put on the class meeting agenda so a cooling off period takes place before focusing on solutions to the challenge.)
- Concern for others
- Cooperation
- Accountability in a safe environment. (People don't worry about admitting mistakes when they know they will be supported to find solutions instead of experiencing blame, shame, or pain.)
- How to choose solutions that are respectful to everyone concerned
- Social interest
- That mistakes are wonderful opportunities to learn



# The Class Meeting Format

1. Compliments  
and  
appreciation

2. Follow up on  
prior solutions

3. Agenda items:  
~Share feelings about issue  
~Discuss without fixing  
~Ask for problem-solving  
help

4. Future plans:  
~field trips  
~projects  
~parties

See: <https://www.positivediscipline.com/>

# Sanford Harmony Meetup

1. Set goals

2. Welcome

3. Share:  
~1-2 share  
~ 2-3 respond

4. Community Check-in  
~1-2“ highs/low”  
~discussion  
~relate to goals

5. Quick  
Connection


See: <https://www.sanfordharmony.org/>

# Training and Materials



## Morning Meeting

Greeting, Sharing, Activity, Message



# Plan for success



## Finding time:

15-20 minute investment to “buy back” academic time

## Scheduling (online meeting):

Is your meeting mandatory? For MS/HS students, it should be. Piggy-back your meeting/circle with a required synchronous meeting

Be comfortable with holding very small, voluntary meetings with younger students, and keep inviting the absentees!

# Plan for success



## Student access (online meeting):

Start the year with a 1:1 meeting to get to know each student's device, internet access, home distractions and other barriers to participation.

See this resource: <https://casel.org/wp-content/uploads/2020/06/5-Minute-Chats-with-Students.pdf>

## Starts and stumbles:

Be patient. In SEL as in academic learning, students need regular practice. They won't be able to learn social and emotional skills in a few weeks.

# Taking your meetings online: Start with a clear purpose





# Taking Your Morning Meeting Online

## I. Get everyone in the room

- Establish a predictable routine for Morning Meeting.
- Send a handwritten postcard inviting students to Morning Meeting with all relevant log-on information.
- Be on the call early to greet students and chat with them as they enter the meeting.
- Take attendance so you can connect with each child by name. Mention how much you miss each absent student.
- Greet late-comers warmly.



# Taking Your Morning Meeting Online

## II. Give students ways to interact

- Teach students how to use the nonverbal reaction buttons
- Pair non-video students with video students so they feel supported and included
- Use the Host controls to unmute students one at a time
- Set guidelines about use of the Chat
- Let students rename themselves as their response



# Taking Your Morning Meeting Online

## III. Engage

- Flash rounds
- Pair-Share
- Games and silliness
- Whiteboard
- Student role rotation
- Virtual gallery walk



# Asynchronous Greetings

## Recorded greetings

If you can't do it synchronously, sending out a quick video with a morning message is also a great way for students to feel connected. A morning greeting can preview the agenda, daily activities, birthdays, or set a prompt for students to respond to in a stacked thread.



**Flipgrid, Nearpod, Padlet, Class Dojo and Google Classroom offer video, audio, or text greeting options.**

# Resources

**Creating a Culture of Trust and Safety in Every Class (Edutopia)**

<https://www.edutopia.org/practice/morning-meetings-creating-safe-space-learning>

**4 Reasons to Start the School Day with Morning Meeting (Aperture Ed)**

<https://apertureed.com/4-reasons-start-school-day-morning-meetings/>

**The Power of Play for Connecting Online (Ashley McGuire)**

[https://docs.google.com/document/d/1pwd6pUMt2FG9zns7pYcjHQ1C3L\\_0dJRF5AyQP2s](https://docs.google.com/document/d/1pwd6pUMt2FG9zns7pYcjHQ1C3L_0dJRF5AyQP2s)

[tw0U/edit](#)

# Thank you and stay tuned



The New York State Office of Religious and Independent Schools

**PROFESSIONAL DEVELOPMENT  
RESOURCE CENTER (PDRC)**

*The Upstate PDRC - All NYS Regions North of NYC*

The Upstate PDRC exists to serve the professional development needs of New York state's religious and independent schools. We would like to hear from you what professional development topics and sessions would be most beneficial. Use the 1:1 Support Request on our website to stay in touch.

<https://www.nysed-soris-upstate-pdrc.org/>











New York State  
EDUCATION DEPARTMENT  
Knowledge > Skill > Opportunity



**MI**  **MEASUREMENT**  
INCORPORATED